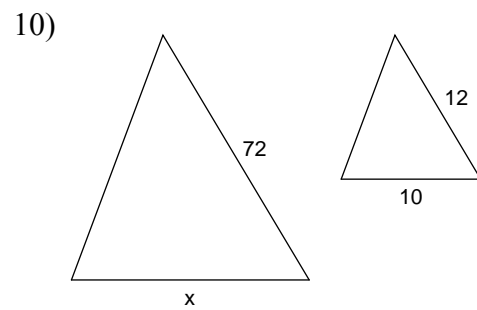
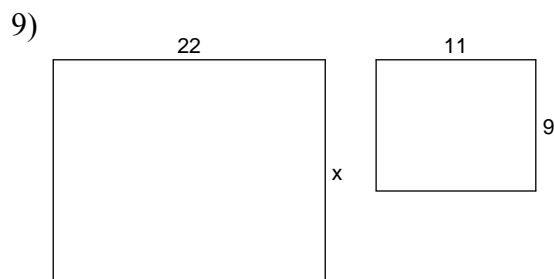
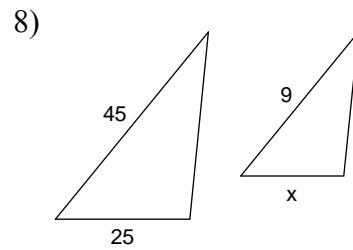
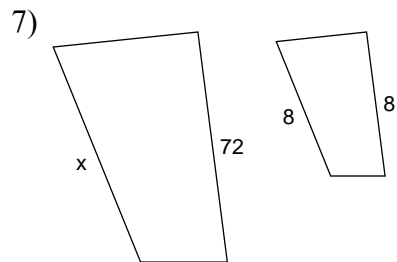
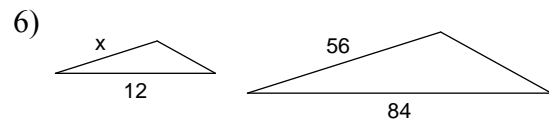
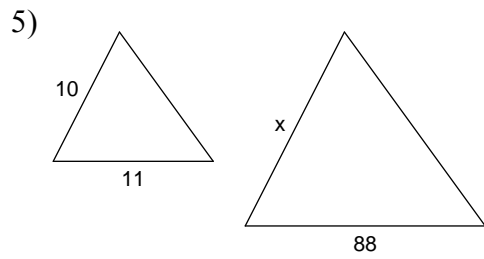
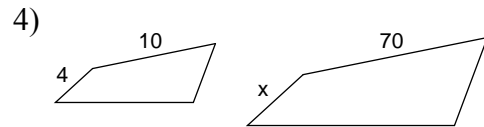
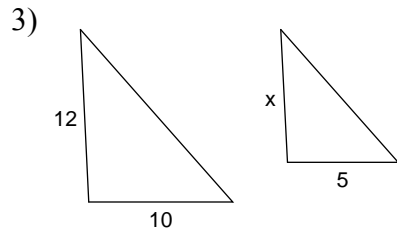
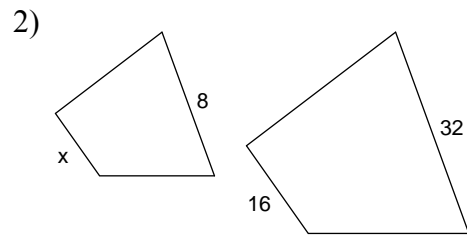
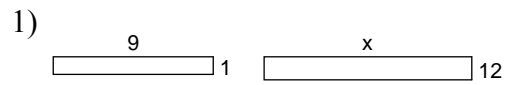
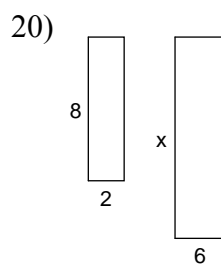
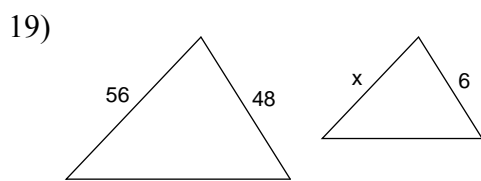
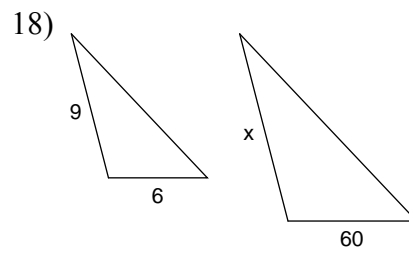
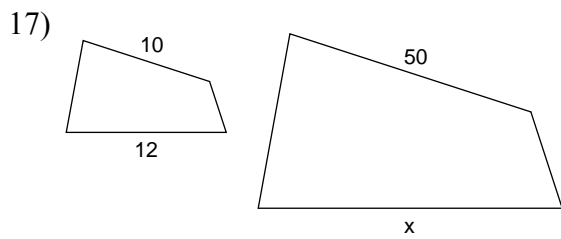
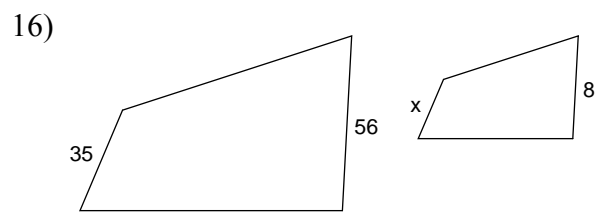
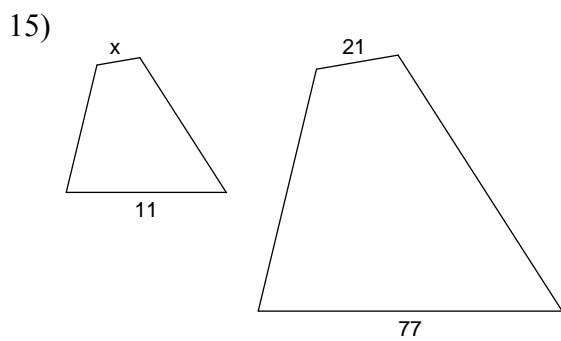
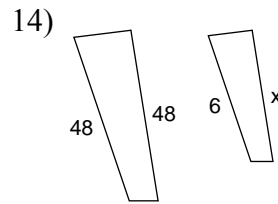
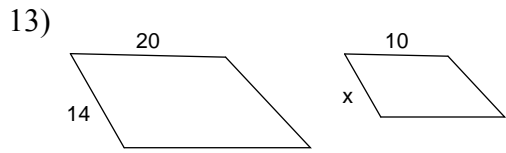
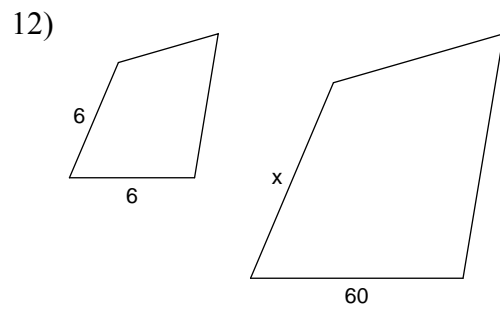
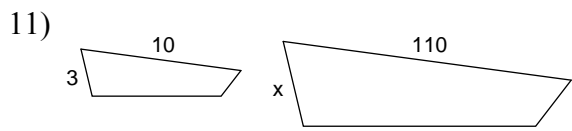


Solving Proportions Involving Similar Figures

Each pair of figures is similar. Find the missing side.





Answers to Solving Proportions Involving Similar Figures

1) 108

5) 80

9) 18

13) 7

17) 60

2) 4

6) 8

10) 60

14) 6

18) 90

3) 6

7) 72

11) 33

15) 3

19) 7

4) 28

8) 5

12) 60

16) 5

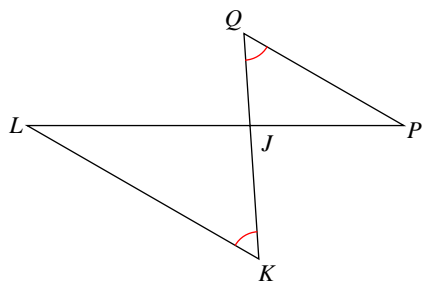
20) 24

SIM 07 HW#63b

© 2013 Kuta Software LLC. All rights reserved.

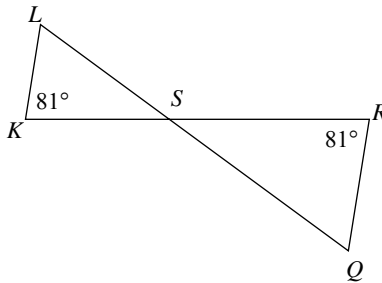
State if the triangles in each pair are similar. If so, state how you know they are similar and complete the similarity statement.

1)



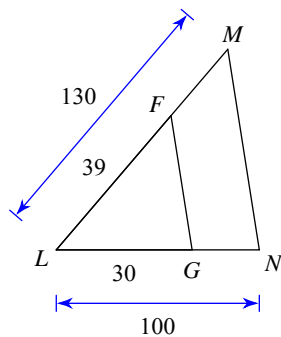
$\Delta JKL \sim$ _____

2)



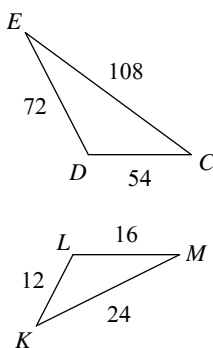
$\Delta SRQ \sim$ _____

3)



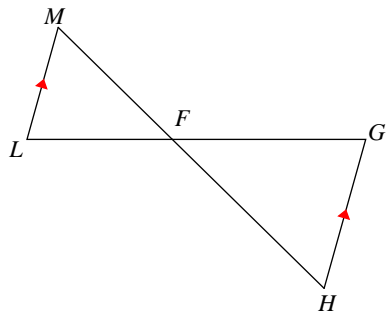
$\Delta LMN \sim$ _____

4)



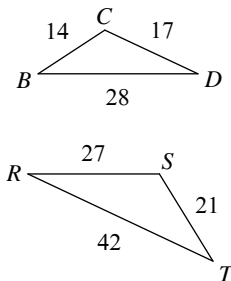
$\Delta CDE \sim$ _____

5)



$\Delta FGH \sim$ _____

6)



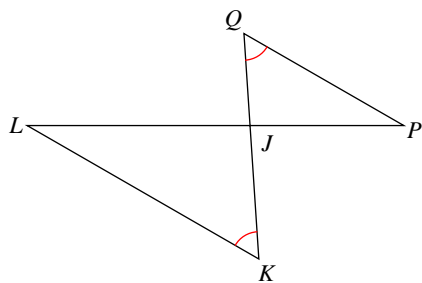
$\Delta TSR \sim$ _____

SIM 07

© 2013 Kuta Software LLC. All rights reserved.

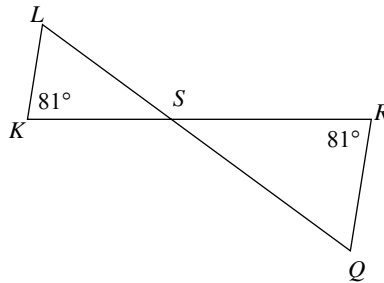
State if the triangles in each pair are similar. If so, state how you know they are similar and complete the similarity statement.

1)



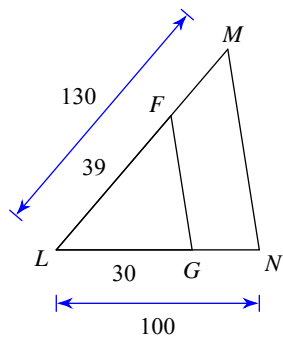
$\Delta JKL \sim$ _____
 similar; AA similarity; ΔJQP

2)



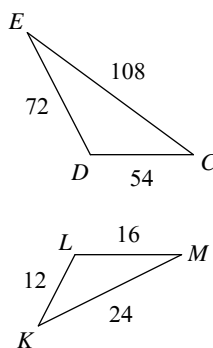
$\Delta SRQ \sim$ _____
 similar; AA similarity; ΔSKL

3)



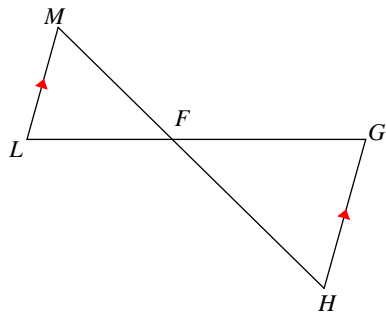
$\Delta LMN \sim$ _____
 similar; SAS similarity; ΔLFG

4)



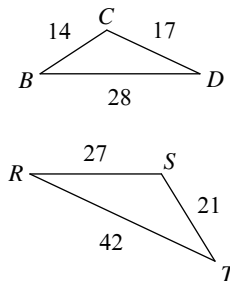
$\Delta CDE \sim$ _____
 similar; SSS similarity; ΔKLM

5)



$\Delta FGH \sim$ _____
 similar; AA similarity; ΔFLM

6)



$\Delta TSR \sim$ _____
 not similar